


Art & Nature Study in Everyday Learning at Home




Nicki Bardwell

About me:

- Wife, mother & home educator to my 11 year old son.
- Designer/Maker/Illustrator/Printer: (Printed Textile Design (Hons) 2:1 - Screen Printing for interior design at DJCAD), now create educational resources/greetings cards/printed eco friendly textile products
- Teacher/educator: PDGE Secondary Art & Design teacher (15 years in the classroom), Montessori Art Teacher for 5 years, Wee Seedlings Nature and Art club 5 years, art workshops.
- Art & Design Tutor at Arise Home Education
- Nature lover, gardener, forager, hen keeper, cook





In our garden we make our own compost, keep chickens, grow vegetables, have a greenhouse and we have a small allotment.

Our home educating style:

My son is a Kinaesthetic learner (he needs to move to learn) and learns best doing:

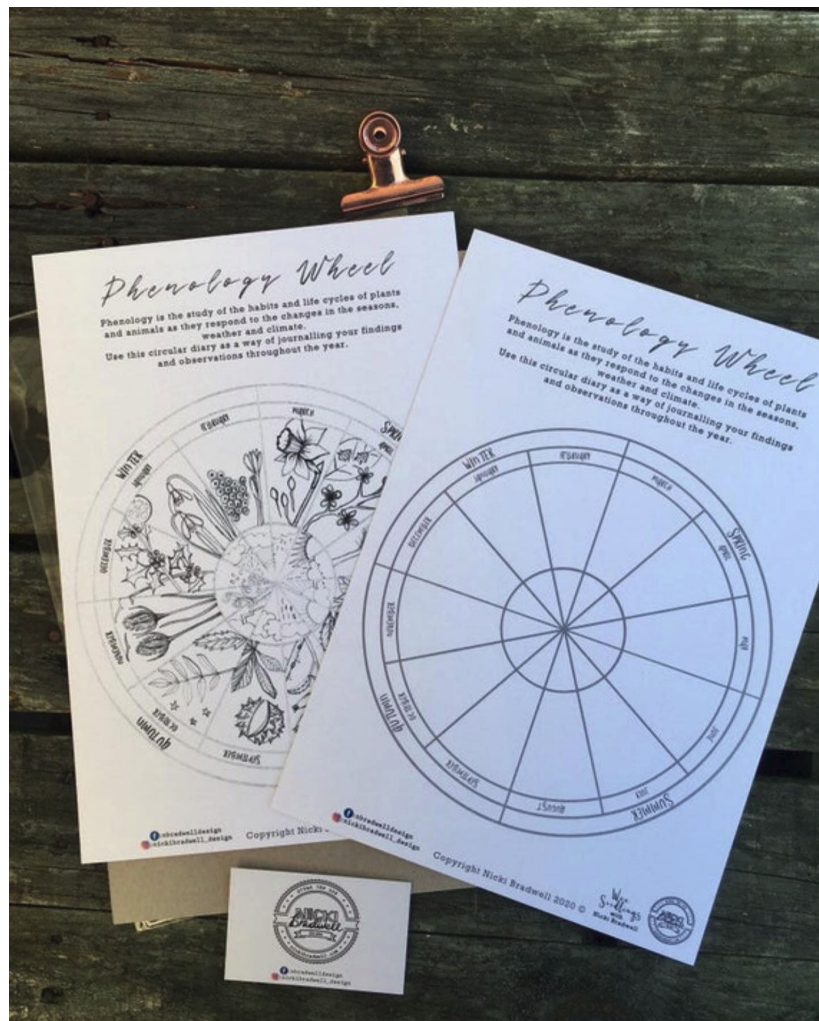
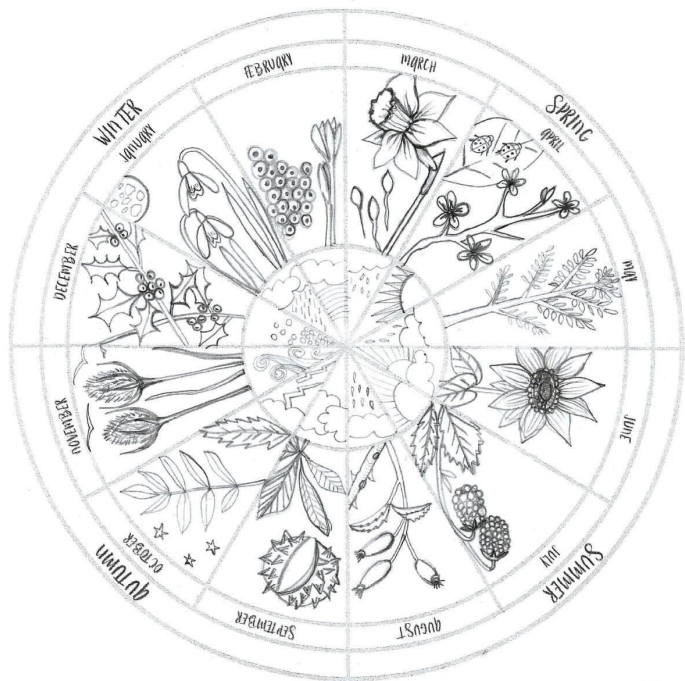
- Project based learning
- Outdoor learning
- Hands on activities i.e experiments
- Play based learning/Free play
- Creative tasks
- Studying God's creation through observation (i.e. Found toad in garden)
- Living books
- Wild + Free
- Charlotte Mason
- Following his interests (i.e. Machines, vehicles, farming, construction, animals)
- Following the seasons



Phenology Wheel

Phenology is the study of the habits and life cycles of plants and animals as they respond to the changes in the seasons, weather and climate.

Use this circular diary as a way of journalling your findings and observations throughout the year.


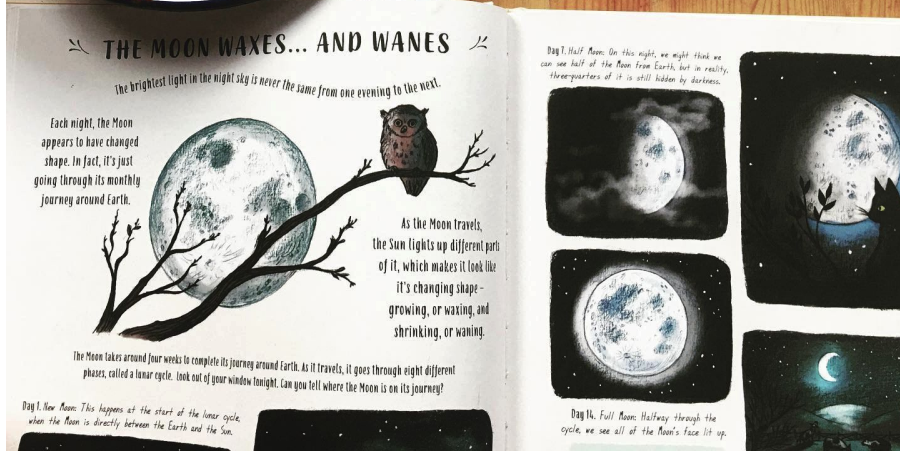




Hatching butterflies!








Moon phases, cocoa powder crater experiment



Where does our food come from?
How does it grow?
Pollination, bees.






How do plants grow, how to seeds grow, parts of the sunflower.



How many seeds can we find/do we eat at home?



Go on a nature walk to find more seeds. How do seeds travel/grow? Seed scavenger hunt.




© Nicki Bradwell All rights reserved.


How do seeds travel? Why is this important?
Labelling diagrams.

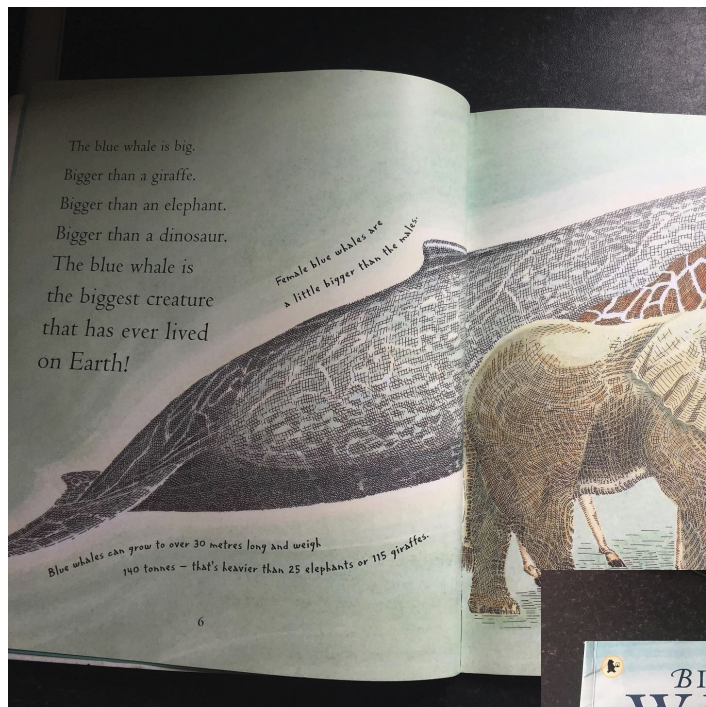


Learning about herbs, are they edible? Medicinal uses. Printing with herbs.





World Oceans Day - litter collection, learning About types of whales, ocean eco system, beach walk, collage, lots of books!





Bringing facts to life...
we measured out
and drew a 30m blue
Whale in our street!





Learning about worms, the importance of soil, making compost, making a wormery.



Snails, where do they live, what do they eat?



Funghi - studying different kinds with magnifying glasses, use them to print.
Make 3D Mushrooms using tinfoil. Modroc, paint.









The 7 Elements of Art & Design:

- **Line** (Thick, thin, dotted, curved, horizontal, zig zag)
- **Shape** (Organic: shapes found in nature or Geometric: square, rectangle, circle)
- **Colour** (Primary, secondary, tertiary, complementary, hot, cold etc)
- **Tone** (Shading)
- **Texture** (Smooth, rough, sharp)
- **Form** (3D: height, width, depth)
- **Pattern** (shapes repeated randomly or organised)

LiNe

A path created by a moving point, mark or object.

There are many types of lines: thick, thin, horizontal, vertical, zigzag, diagonal, curly, curved, spiral etc. and are often very expressive. Lines are basic tools for artists.



A line's width is sometimes called its "thickness". Lines are sometimes called "strokes", especially when referring to lines in digital artwork.




Primary Colours

3 pigment colours that can not be mixed or formed by any combination of other colours. All other colours are derived from these 3 hues.



Secondary Colours

These are the colours formed by mixing two primary colours.



Tertiary Colours

These are the colours formed by mixing a primary and a secondary colour. That's why the colour is a two-worded name, such as blue-green, red-violet, and yellow-orange.



Analogous

Analogous colours sit next to one another on the colour wheel. These colours are in harmony with one another.



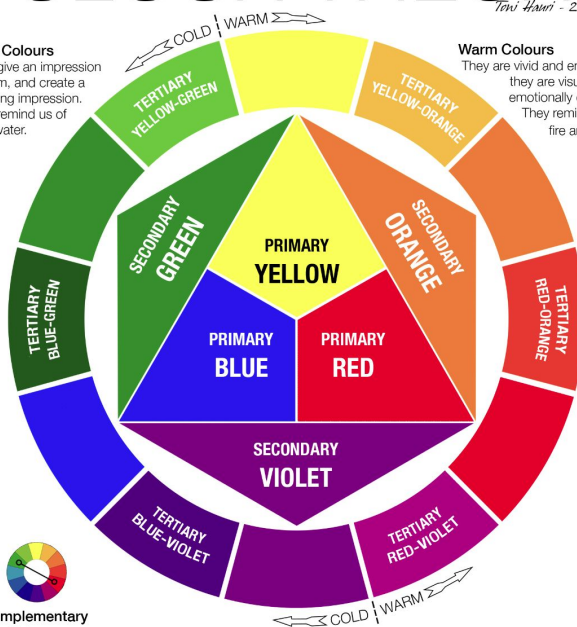
White, black and gray are considered to be neutral.

COLOUR THEORY

Toni Hunt - 2020

Cold Colours

They give an impression of calm, and create a soothing impression. They remind us of cold water.



Warm Colours

They are vivid and energetic, they are visually and emotionally exciting. They remind us of fire and heat.



Complementary Colours

Colours that are opposite each other on the colour wheel are considered to be complementary colours (example: red and green).



When put together, they appear more vivid than when apart.



Triadic colour scheme



Rectangle (tetradic) colour scheme



Split-Complementary colour scheme



Square colour scheme



Value

Value refers to the relative lightness or darkness of a certain area.



Tint

A tint describes a colour that is mixed with white.



Tone

A tone describes a colour that is mixed with grey.



Shade

A shade describes a colour that is mixed with black.



Monochromatic


The term monochrome refers to the use of one colour or various shades and tints of one colour in a single form.

The generic meaning of colour (Western Culture)

- RED:** Passion, Love, Fire, Anger, Blood
- ORANGE:** Energy, Happiness, Vitality, Stimulation
- YELLOW:** Sunshine, Happiness, Hope, Deceit
- GREEN:** New Beginnings, Abundance, Nature
- BLUE:** Sky, Calm, Responsible, Sadness, Sea
- VIOLET:** Creativity, Royalty, Wealth, Ambition
- BLACK:** Mystery, Elegance, Evil, Death, Power
- GRAY:** Moody, Conservative, Formality
- WHITE:** Purity, Cleanliness, Virtue, Innocence
- BROWN:** Nature, Wholesomeness, Dependability
- TAN OR BEIGE:** Conservative, Piety, Dull
- CREAM OR Ivory:** Calm, Elegant, Purity




Hundertwasser - strong use of line, colour, pattern and shape in his work



Piet Mondrian (1922)
- 'it took six lines and five colours to make a masterpiece'.


www.bbc.com/culture/article/20220711-piet-mondrian-and-the-six-lines-that-made-a-masterpiece

Line, shape,
colour and pattern!!


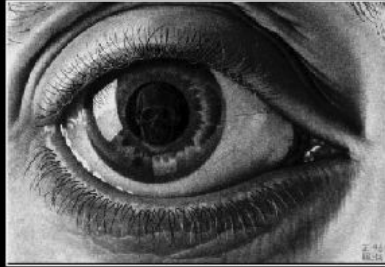


© Nicki Bradwell All rights reserved.


MAURITS CORNELIS (M.C.) ESCHER; 1898–1972



Photograph of Maurits Cornelis (M.C.) Escher (Dutch; 1898–1972).



Sky & Water, 1938. Woodcut.



Dew Drop, 1948. Mezzotint.



Clockwise, starting from left:
Puddle, 1952. Woodcut; *Three Spheres II*, 1946. Lithograph; *Eye*, 1946. Mezzotint, 7th and final stage; *Hand With Reflecting Spheres* (a.k.a. *Self-Portrait in Spherical Mirror*), 1935. Lithograph; *Ascending and Descending*, 1960. Lithograph.



Metamorphosis, 1968.

MC Escher - Strong use of tone to create form in his optical illusion work



Antonio Gaudi (architect and artist) -
strong use of form, colour, shape and
pattern

Art & Design:

- Drawing
- Painting
- Sculpture
- Portraiture
- Printmaking
- Illustration
- Photography
- Graphic design (Book covers/packages/logos/signage)
- Web design
- Textile design (screen printing/weaving)
- Jewellery Design
- Urban Design
- Architecture
- Animation/character design
- Interior Design
- Video game Design
- Film maker
- Fashion Design
- Costume/Set Design
- Furniture Design
- Product Design

I see....

I think...

I wonder...



Painting with a reference Image
(Monet - 'Bridge over a pond of water, 1919)



Mixed media - paint & oil pastel
(Matisse - 'The Goldfish' 1912)



Painting from an image using cotton buds
(Georges Seurat - 'Bathers at Asnières'
1887)



Painting/collage from observing a real
sunflower in vase on table
(Van Gogh - 'Sunflowers' 1887)



Foam tile printing



Printing with leaves




Collage with fabric or paper
(Inspired by Clare Youngs)






Paper Collage

(LS Lowry - 'Coming from the mill' 1928)



Portraiture - (process over outcome)

Observation in mirror, marker on mirror, marker on card, add watercolour.





Portraiture - 3D paper collage and finger print art (Pablo Picasso and Chuck Close)

© Nicki Bradwell All rights reserved.



3D models of geese from real
photos of them



Using foil wrapped in
Modroc or clay to
create 3D sculptures









Online resources:

- **Exploring Nature with Children Curriculum** (a slow & seasonal, Charlotte Mason inspired nature study - www.raisinglittleshoots.com)
- **Wild + Free (The Young Naturalist)** - www.bewildandfree.org/youngnaturalist
- **Twinkl** - www.twinkl.co.uk/resources/home-education/outdoor-learning-home-education/exploring-nature-with-children-home-education
- **Pinterest** - www.pinterest.co.uk
- **Woodland Trust learning Resources** - www.treetoolsforschools.org.uk/categorymenu/?cat=activities
- **Woodland trust Swatch guide books** - www.shop.woodlandtrust.org.uk/swatch-guide-books
- **RSPB** - <https://www.rspb.org.uk/fun-and-learning/>
- **Wild Learning/Wild Maths** - www.discoverwildlearning.com/
- **Poetry tea time** - www.poetryteatime.com/
- **Art UK** - www.artuk.org/discover/art-terms
- **The Art Story** - www.theartstory.org/artist/gaudi-antoni/
- **The Tate** - www.tate.org.uk/kids
- **Etsy** - www.etsy.com/ (printable learning resources)







Books: (Nature)

- **Slow Down** by Rachel Williams
- **A First Book of Nature** by Nicola Davies
- **Yucky Worms** by Vivian French
- **Under your feet** by RHS
- **Humongous Fungus** by DK
- **Bee Book/Sea Book/Bat book** by Charlotte Milner
- **What a waste** by Jess French
- **The story of snow** by Mark Cassino
- **Winter sleep** by Sean Taylor



Books: (Art)

- **Art Activities (Usborne)** by Rosie Hore
- **Katie and the waterlily pond** by James Mayhew
- **Children's Book of Art** by Rosie Dickins
- **Art A Children's Encyclopedia** by DK
- **A children's history of Art** by Michael Bird
- **13 Artists Children Should Know** by Angela Wenzel
- **Van Gogh and the Sunflowers** by Laurence Anholt
- **The Magical Garden of Claude Monet** by Laurence Anholt
- **Print Making Book** by Vanessa Mooncie



Nicki Bradwell

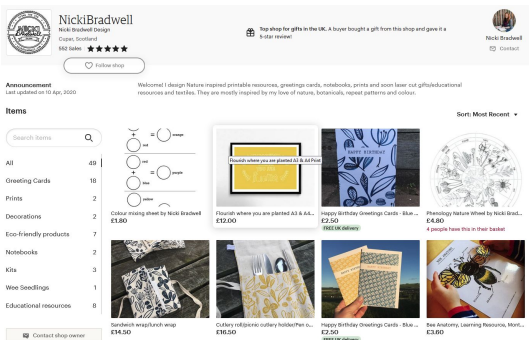
Email: nbradwell@live.com

Instagram: www.instagram.com/nourishflourishlife

Facebook: www.facebook.com/nbradwelldesign/

Facebook: www.facebook.com/weeseedlingswithnickibradwell

Etsy shop: www.etsy.com/uk/shop/NickiBradwell



© Nicki Bradwell All rights reserved.

TERMS OF USE

Thank you for joining me today. The contents of the presentation, including photos are the property of Nicki Bradwell. The copyright is retained by the original creator who retains the copyright for original materials and photographs, and reserves all rights. No portion of this presentation may be used elsewhere without the express permission of the creator, Nicki Bradwell.

You May:

- *Reference this resource in blog posts, at seminars, professional development workshops, or other such venues, ONLY if both credits is given to Nicki Bradwell, as the original author, and a link back to the website, shop or social media page is included in the presentation.*

You May Not:

- *Claim this work as your own, alter the files in any way, or remove copyright/watermarks.*
- *Sell the files or combine them into another unit for sale/free.*
- *Post this document for sale/ free elsewhere on the internet (this includes Google Doc links on blogs).*
- *Making copies of purchased items show in this presentation to share with others is strictly forbidden and is a violation of these Terms of Use and the law.*

Thank you for abiding by universally accepted codes of professional ethics. If you encounter an issue with your file, notice an error, or are in any way experiencing a problem, please contact me and I will be more than happy to help sort it out. You can message me at hello@nickibradwell.com

THANK YOU!